




Bharatiya Vidya Bhavan's Atmakuri Rama Rao School
Road No – 45 (End), Jubilee Hills, Hyderabad-500 013.

SUMMER HOLIDAY HOMEWORK

CLASS- II



NAME OF THE STUDENT: _____

Dear Students,

Summer Vacation is probably the best time of the year for you all. It's time for loads of ice cream, time to stay at home and have a good time with your loved ones and getting pampered to no end and of course bonding with cousins .

summer vacation can also be a time for learning with lots of activities around.

Dear Parents,

The following tips would help your child spend these holidays in a learning way.

Inculcate healthy habits- i.e. getting early in the morning, brushing teeth twice a day, washing hands, drinking lots of water and eating lots of fruits.

Support moral values-Wishing everyone (Good Morning) helping parents and grandparents in their regular work, saying prayer in the morning and night etc. Helping needy by giving away spare toys and clothes.

Nurture the Nature - Plant a sapling and taking care of it, feeding the birds with water and seeds. Keep your surrounding clean and avoid using plastic poly bags.

Develop learning skills-Converse small sentences in English, practice, listen good music and move/dance on the rhythm, practice writing (English & Hindi) daily.

Personality Development- Watch less television, save food and water, bath daily and wear neat and clean clothes, don't bite your nails, use hanky/napkin to wipe nose, sweat and hands and speak politely.

Practice the tasks given below for independent learning. Here are few tasks for your ward to be completed during the vacation. Do remember to complete the given tasks after reading them carefully. Submit your work after holidays.

GUIDELINES FOR THE HOLIDAY HOMEWORK

- **Label your holiday homework and file it neatly.**
- **All the work should be done on an A4 size sheet.**
- **Revise the syllabus for all the subjects done till now. (April month**
- **Happy Holidays!!**

LANGUAGE SKILLS

ENGLISH

COMPREHENSION:

I. Read the paragraph.

The Kite

Josh got a kite for his birthday, but he did not know how to fly a kite. "Take it outside and run fast," his mother told him. "It will just float up into the air." Josh did what his mother said, but he was just dragging the kite on the ground behind him. Then an enormous gust of wind came up. It lifted the kite into the air. Josh held onto the string and looked up at the colourful kite, bobbing and dancing in the air. "You did it!" his mother said, coming outside. "I let the wind do all the work!" Josh said.

Answer the following questions:

1. What did Josh get for his birthday? _____

2. What problem does Josh have in this story?

3. Josh's problem is solved by:

a. The kite

b. The wind

c. Josh's mother { }

II. Unseen Passage - Read the passage carefully and answer the questions that follows.

Aarti is Manu's best friend. She is getting ready to go to Manu's birthday party in the evening. She bought a big book of stories as a birthday gift for Manu. Aarti wants to wrap it in red colour paper. She knows that red is Manu's favourite colour. She can't find any red paper. Aarti is sad. Looking at Aarti's sad face her mother told her to wrap the gift in her red scarf! Aarti was delighted.

Answer in one word.

a. Who is Manu's best friend?

b. Where is Aarti going in the evening?

c. What gift Aarti has for Manu?

WRITING:

- Write any 10 new words from any one of your favourite story books which you have read. Search the meaning and make the sentences of your own for each word on an A4 sheet.

PROJECT:

- Make Flashcard of Naming words (any 2), doing words (any 2), describing Words (any 2) and put in order to make sentences.

Eg:

Rahul

is

Cute

LIBRARY/ENGLISH- LISTENING ACTIVITY

Listen to any five stories of your choice from the CBSE reading app and write the name of the story and state whether the story is real or imaginary.

Download Instructions: The app is available on play stores.

Search for "CBSE reading app" in the respective store's search bar, and follow the prompts to download and install.

After installing the app, you might need to register your child's name using the school affiliation no. which is available on the cover page of the school diary to access the app's content.

Once logged in, explore the features and content

HINDI:

किन्हीं 10 पशुओं के चित्र लगाकर पहला वर्ण लिखिए।

Paste any 10 pictures of animals and write its first letter in Hindi.

TELUGU:

క నుండి న వరకు గల ఒత్తు అక్షరాలతో ఫ్లాష్ కార్డ్స్ (Flash Cards) తయారు చేయండి. ఒత్తు అక్షరం, ఒత్తు అక్షరంతో వచ్చే చిత్రాన్ని కూడా అతికించండి.

EVS:

➤ ACTIVITY 1 - FAMILY TIME.

Click 4 pictures with your family while doing activities like watering plants, playing games, solving puzzles etc. Paste them on A4 sheet and submit on re-opening day.


Ex: My day with my dear Sister. (Mom, Dad, Brother/sister).

1. ACTIVITY NAME: Watering plants.

Picture 1:



➤ ACTIVITY 2- MY HEART FELT FEELINGS ABOUT MYFAVOURITE TOY.



- Let us choose our favourite toy and draw and colour it on A4 sheet. Write few sentences about it.
- ❖ My favourite toy is _____.
- ❖ It's name is _____.
- ❖ Colour of my toy is _____ and shape is _____.
- ❖ What do you think it is made from? _____.
- ❖ Who gifted it? _____.
- ❖ How do I feel while playing with it? _____.
- ❖ How do I take care of it? _____.
- ❖ I like this toy because _____.

➤ **ACTIVITY 3-MY HOBBY**

Write about a hobby that you have developed in holidays.

What do you like doing in your free time?

I like

riding a bike	skiing	playing football	cooking	reading a book
playing games	listening to music	fishing	swimming	drawing
dancing	camping	taking photos	watching TV	playing the piano
gardening	yoga	bowling	diving	boxing
running	playing basketball	sunbathing	shopping	playing chess
singing	surfing	knitting	playing the guitar	meeting friends
playing darts	climbing a mountain	travelling	juggling	flying a kite

ISLCollective.com

MATHEMATICS:

I. Project:

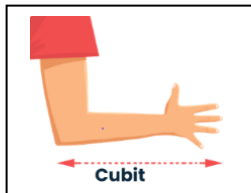
Make an addition wheel for numbers below 20.

{Link : <https://images.app.goo.gl/uByYdTFPvByf1s778>}



II. ACTIVITY : MEASURING HAND SPAN AND CUBIT

- Your Cubit is the measurement from your elbow to the tip of your middle finger, when your arm is extended.
- Your hand span is the distance from the tip of your little Finger to the tip of your thumb when you stretch out your hand.



- ❖ Using the cubit measurement and hand span measurement find the height of your family members in increasing and decreasing order according to height wise.

Name	No. of hand spans	No. of cubits

- a) Write the family members names in order, starting with the one with the biggest hand span.

- b) Write the family members names in order, starting with the one with the smallest cubit.

ART : Create your own birthday cake.

HAPPY HOLIDAYS