



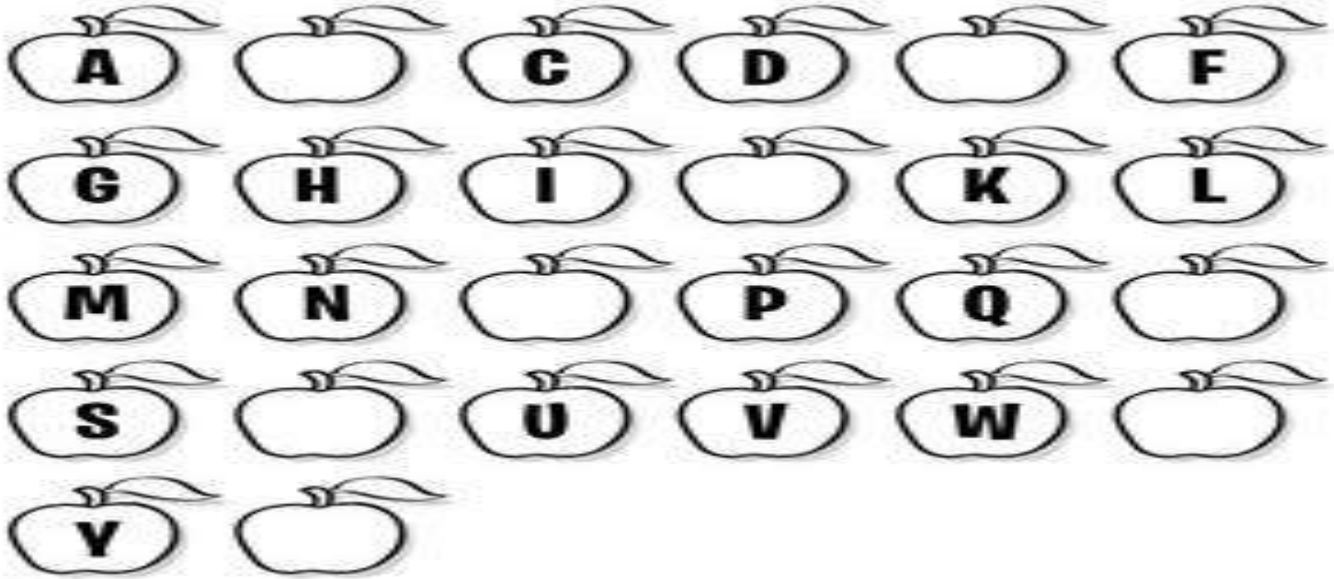
BHARATIYA VIDYA BHAVAN'S ATMAKURI RAMA RAO SCHOOL  
ROAD NO: 45(END), JUBILEE HILLS, HYDERABAD-500033  
HOLIDAY HOMEWORK

CLASS: UKG


SUBJECT: English

Date: \_\_\_\_\_







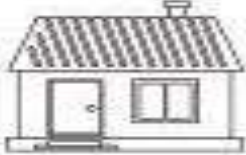
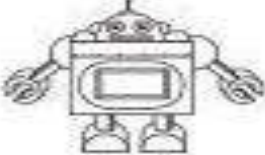

I. Fill the missing letters:



II. Fill the missing letters:









III. Circle the letter that has the beginning sound for the given pictures:


 b c v	 q u t	 g d f
 o t v	 h e k	 x c r
 m p h	 n r w	 s z o

IV.

Color the beginning sound

	i	s	t	p
	a	n	p	i
	p	i	a	n
	s	i	a	t
	t	a	p	i
	p	n	s	i

V. Draw pictures related to the letters given:

Letter	Draw	Letter	Draw
<b>A</b>		<b>N</b>	
<b>B</b>		<b>O</b>	
<b>C</b>		<b>P</b>	
<b>D</b>		<b>Q</b>	
<b>E</b>		<b>R</b>	
<b>F</b>		<b>S</b>	
<b>G</b>		<b>T</b>	
<b>H</b>		<b>U</b>	
<b>I</b>		<b>V</b>	
<b>J</b>		<b>W</b>	
<b>K</b>		<b>X</b>	
<b>L</b>		<b>Y</b>	
<b>M</b>		<b>Z</b>	

VI. Write the beginning letter for the given pictures :



\_\_\_\_\_



\_\_\_\_\_



\_\_\_\_\_



\_\_\_\_\_



\_\_\_\_\_



\_\_\_\_\_



\_\_\_\_\_



\_\_\_\_\_



\_\_\_\_\_



\_\_\_\_\_



\_\_\_\_\_



\_\_\_\_\_



\_\_\_\_\_



\_\_\_\_\_



\_\_\_\_\_



\_\_\_\_\_



\_\_\_\_\_



\_\_\_\_\_



\_\_\_\_\_



\_\_\_\_\_

Circle the beginning letter of the picture



Y M O



R Q D



Y Z R



H P K



A B C



F G K



F N P



V Z F

Match the items that have the same beginning sound.



VII. Let's learn to read the words using the letters (s, a, t, p, i, n, c, k, h, e, r, m )

is      it      in      at      an      he  
she      me      sat      sip      pin      pet      tin  
tap      nap      pin      the      this

VIII. Read the word and match the correct picture :

he



tin



it



tap



nap



girl



IX.

## Sentences

A Sentence starts with a capital letter and ends with a full stop.

Let's read.

1. She is a  .

2. It is a  .

3. This is a  .

4. The  is in the  .

5. He sat in the  .



BHARATIYA VIDYA BHAVAN'S ATMAKURI RAMA RAO SCHOOL  
ROAD NO: 45(END), JUBILEE HILLS, HYDERABAD-500033  
HOLIDAY HOMEWORK

CLASS: UKG

SUBJECT: Number Work Date:

1. WRITE NUMBERS 1 to 20 in the given Format:


2. WRITE BEFORE, AFTER AND BETWEEN NUMBERS :

	8	
--	---	--

	1	
--	---	--

11	—	13
----	---	----

	5	
--	---	--

	6	
--	---	--

4	—	6
---	---	---

	7	
--	---	--

	2	
--	---	--

16	—	18
----	---	----

	4	
--	---	--

	3	
--	---	--

9	—	11
---	---	----

	9	
--	---	--

	10	
--	----	--

8	—	10
---	---	----

	12	
--	----	--

	13	
--	----	--

8	—	10
---	---	----


	14	
--	----	--

	11	
--	----	--


18	—	20
----	---	----









3. COUNT THE OBJECTS, WRITE THE NUMBER AND NUMBER NAME :


 .....

 .....

 .....

 .....

 .....

4. CIRCLE THE CORRECT POSITIONAL WORD :

	
in front of    behind	inside    next to
	
inside    next to	on top of    under
	
on top of    under	in front of    behind

5. LET'S LEARN AND WRITE NUMBER NAMES :

<b>One – 1</b>		
<b>Two – 2</b>		
<b>Three – 3</b>		
<b>Four – 4</b>		
<b>Five – 5</b>		
<b>Six – 6</b>		
<b>Seven – 7</b>		
<b>Eight – 8</b>		
<b>Nine – 9</b>		
<b>Ten - 10</b>		

6. WHERE IS THE HALF-FILLED JUG? PLEASE CIRCLE:




EMPTY

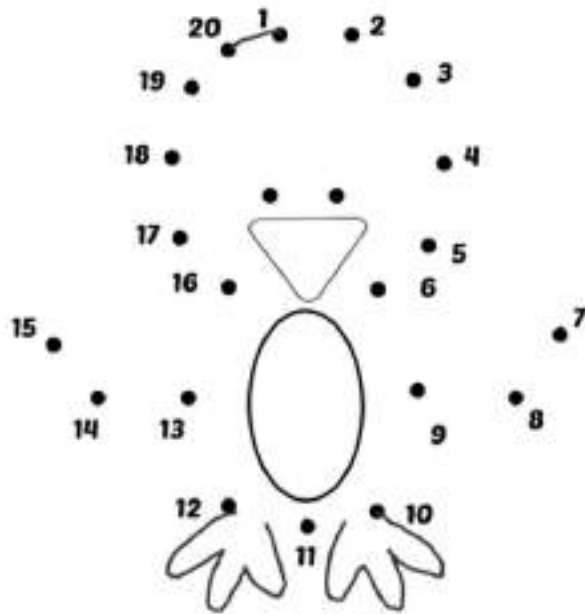
HALF

FULL







7. COMPLETE THE PATTERN:



8. JOIN THE DOTS:



9. COUNT AND CIRCLE THE CORRECT NUMBER:

## PROJECT WORK

To make the holidays joyful and creative, we have planned a project work that will help the children to have hands on activity to explore the topic, and develop skills like visualization, Identification, vocabulary and fine motor skills.

Subject: Science

Collect the pictures of Underwater animals and paste them on a chart paper and make it creatively.

(For reference please check the picture given below )



Subject: English

Prepare Alphabet book Aa to Zz, writing one letter on each page and pasting three pictures related to the letter in the page.

(Pictures can be collected from old newspapers, old books)

